



“The Standard
of Excellence in
the Industry”


ΩMEGA SERIES COUPLINGS & FLANGE ADAPTERS

**THE COUPLING AND FLANGE ADAPTER THAT FITS
A WIDER VARIETY OF NOMINAL SIZES AND TYPES
OF PIPES.**

**Meets or Exceeds
Requirements of
AWWA C-219.**

**Types of Pipe:
AC, CI, DI, PVC,
Steel, other pipes
within O.D. ranges
shown.**

STYLE CR CER



STYLE CRFAER



ΩMEGA SERIES FEATURES

- Wider Range of Pipes Accepted
- Larger Fasteners
- Angular deflection of 3 degrees per insertion
- Pipe Sizes 2-12 inches
- Up to 250 psi, when installed according to instructions. Tested at 1.5 RWP. Consult factory for other pressures.
- Installation in all weather conditions
- Easy low-cost Stab-Fit installation
- Absorbs vibration in the pipe system
- No disassembly before installation
- No maintenance
- No exact cutting length required

1213 BADGER STREET • YORKVILLE, ILLINOIS 60560
(630) 553-0840 • (800) 426-4301 • FAX (630) 553-0181
www.cascademfg.com

MATERIAL SPECIFICATIONS

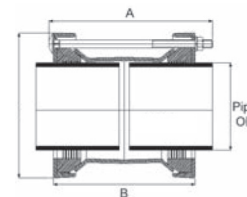
Sleeve & End Ring Ductile Iron

Gasket EPDM (no cutting required)

Coating Certified ANSI/NSF-61 Epoxy

Flange Ductile Iron
(with ANSI mating pattern)

Bolt/Nut Mild Steel with Corrosion Resistant Plating, Stainless Steel Available



CASCADE ΩMEGA COUPLING

Cat. No.	Nom. Size	Pipe OD (Range) in.	Pipe Types	A in.	B* in.	Ø C in.	Barrel Length	Bolts		Weight lbs.	Bolt Torque ft. - lbs.
								No.	Thread		
CR CER-2	2	1.69 - 2.52	PVC, CI, Steel	9.88	7.70	5.91	4.63	4	UNC 1/2-13	11	30-50
CR CER-2.5	2.5	2.48 - 3.31	PVC, CI, IPS, Steel	9.88	7.88	6.85	4.63	4	UNC 1/2-13	13	
CR CER-3	3	3.46 - 4.33	PVC, DI, CI, Steel	9.88	8.00	7.95	4.63	4	UNC 1/2-13	16	
CR CER-4	4	4.49 - 5.59	PVC, DI, CI, Steel	12.25	9.88	9.72	6.25	4	UNC 5/8-11	25	55-75
CR CER-6	6	6.22 - 7.56	PVC, DI, CI, Steel	12.25	10.12	12.44	6.25	4	UNC 5/8-11	41	
CR CER-8	8	8.58 - 9.92	PVC, DI, CI, Steel	12.25	10.38	14.65	6.25	4	UNC 5/8-11	50	
CR CER-10	10	10.71 - 12.17	PVC, DI, CI, Steel	13.75	12.38	17.20	8.0	6	UNC 5/8-11	71	60-80
CR CER-12	12	12.72 - 14.41	PVC, DI, CI, Steel	13.75	12.75	19.57	8.0	6	UNC 5/8-11	93	

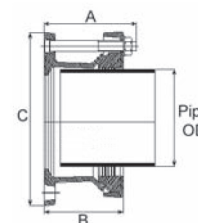
To Order: Determine nominal pipe size, select corresponding catalog number.

Example: A coupling for 6" D.I. would be a CR CER-6.

* - Coupling Length (B) given for Max. O.D. of Range.

** - Torque Ranges for End Ring Nuts & Bolts

NOTE: Couplings and Flange Adaptors do not restrain against pipe withdrawal.



CASCADE ΩMEGA FLANGE ADAPTER

Cat. No.	Nom. Size	Pipe OD (Range) in.	Pipe Types	A in.	B* in.	Ø C in.	Bolts		Weight lbs.	Bolt Torque ft. - lbs.
							No.	Thread		
CRFAER-2	2	1.69 - 2.52	PVC, CI, Steel	5.43	4.69	6.50	4	UNC 1/2-13	9	30-50
CRFAER-2.5	2.5	2.48 - 3.31	PVC, CI, IPS, Steel	5.43	4.69	7.28	4	UNC 1/2-13	12	
CRFAER-3	3	3.46 - 4.33	PVC, DI, CI, Steel	6.65	7.48	8.03	4	UNC 1/2-13	17	
CRFAER-4	4	4.49 - 5.59	PVC, DI, CI, Steel	8.66	7.56	9.33	4	UNC 5/8-11	25	55-75
CRFAER-6	6	6.22 - 7.56	PVC, DI, CI, Steel	9.92	8.86	12.01	4	UNC 5/8-11	39	
CRFAER-8	8	8.58 - 9.92	PVC, DI, CI, Steel	11.10	9.84	14.57	4	UNC 5/8-11	58	
CRFAER-10	10	10.71 - 12.17	PVC, DI, CI, Steel	12.28	10.87	16.61	6	UNC 5/8-11	71	60-80
CRFAER-12	12	12.72 - 14.41	PVC, DI, CI, Steel	12.28	11.42	19.57	6	UNC 5/8-11	86	

To Order: Determine nominal pipe size, select corresponding catalog number.

Example: An adapter for 2" steel would be a CRFAER-2.

* - Flange Adapter Length (B) given for Max. O.D. of Range.

** - Torque Ranges for End Ring Nuts & Bolts

WARRANTY

Cascade Waterworks Mfg. Co. warrants this product for one year from the date of purchase to be free of defects in material or workmanship. Cascade will repair or replace this product if it is found to be defective within the above stated one year warranty period provided that the buyer submits his claim in writing and delivers the original claimed defective product in its entirety, freight prepaid to Cascade Waterworks Mfg. Co., 1213 Badger Street, Yorkville, IL, 60560 for inspection within 30 days. Written notice of products sent to Mfg. Reps or any other agents prior to our review will void all warranties. Cascade will not be liable or responsible for any loss, damage, or injury to any person(s) or

property directly or indirectly arising from the use or inability to use this product. The user shall determine the suitability of the product for its intended use prior to any application and said user assumes all risks in connection with the use of this product. No claims for any resultant labor or damage will be allowed. The foregoing warranties and remedies are exclusive and in lieu of all others, whether written, oral or implied. There is no warranty on the merchandise or fitness for a specific use of any product. Upon this products purchase from Cascade Waterworks Mfg. Co. or any of its Agents, the purchaser agrees to all the above terms of warranty.

Cascade Waterworks Mfg. continually improves, modifies, and updates our product literature. It is important that before any installation occurs that you refer to Cascade's latest brochures for the appropriate product and its latest application recommendations.